

Brand New 2012 Toyota Vigo great price. Toyota Hilux Vigo Champ 2012 on sale for sale at [Thailand's top dealer Soni Motors Thailand](#) , [Singapore](#) e best dealer and exporter Singapore Motors Soni and [Great Britain's Most Trusted Car, Pickup, SUV, Van, Truck and Buses Exporter Jim Autos United Kingdom](#)



Toyota Motors has released [2012 Toyota Hilux Vigo](#) . Toyota has extensively revised the

interiors of the 2012 Hilux with a refined design that reinforces the pick-up's credentials as a leisure vehicle. The interior features a new upper dashboard design in which a new, horizontal centre instrument cluster reinforces the breadth and roominess of the cabin.

In the outside, the front of the 2012 Toyota Hilux is entirely redesigned from the A pillar forwards and features a new bonnet, radiator grille, headlamps and front bumper. The vehicle's design also gets further enhanced with the newly designed front and rear wings and new door mirrors. Vigo 2012 is available in the following colors: Super White, Silver Metallic, Dark Steel Mica, Dark Grey Mica, Silky Gold Metallic and Black Mica.

It is a significant "minor" change with an exciting new front look and a revamped interior to reinforce its luxuriousness. With the exception of doors, roofs and tailgates, everything else is new: new guards, new headlights, new bumper, new bonnet, new three-bar grille, new tailights and a new rear bumper. There's also new mirrors and alloy wheel designs.



New Wheel Covers with Grill





Slide 4: Mirror, Air, Power Windows Features in Vehicle Interior

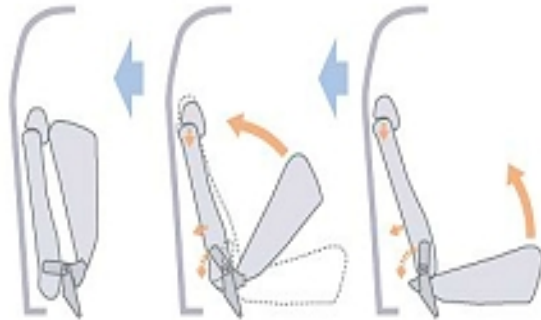




Steering wheel controls



Navigation system with DVD/MP3/WMA



Reclining Seat

2011 2012 2013 [Toyota Hilux Vigo Double Cab](#) available for sale on Sale at Thailand top Dealer

[2012 2013 Toyota Hilux Vigo Double Cab](#) especially Toyota Hilux Vigo Double Cab 4x4 in manual and Auto are the best selling Toyota Hilux Vigo in both Right Hand Drive and Left Hand Drive.

Toyota Hilux Vigo 2012 Double Cab 4x4 2500 cc and 3000 cc 4 Wheel Drive Specifications

Toyota Hilux Vigo Grades	4x4 3.0G Auto	4x4 3.0G	4x4 2.5E	4x2 2.7E VVT-i
Transmission:	4 A/T	5 M/T		5 M/T

Dimension and Weight

Overall Length x Width x Height (mm.)	5,135 x 1,835 x 1,860	5,135 x 1,835 x 1,860	5,135 x 1,835 x 1,860
Wheelbase (mm.)	3085	3085	3085
Tread Front x Rear (mm.)	1,540 / 1,540	1,540 / 1,540	1,540 / 1,540
Min. Ground Clearance (mm.)	222	222	222

Deck inside L x W x H (mm)	1,520 x 1,515 x 450	1,520 x 1,515 x 450	1,520 x 1,515 x 450
Interior Dimension - L x W x H (mm)	2,130 x 1,475 x 1,195	2,130 x 1,475 x 1,195	2,130 x 1,475 x 1,195
Weight (kg.)	1870	1845	1825
Engine Model	1KD-FTV(I/C)	1KD-FTV(I/C)	2KD-FTV(I/C)
Type	4 cyl 16 valve DOHC VNTurbo 16 stroke	4 cyl 16 valve DOHC VNTurbo 16 stroke	4 cyl 16 valve DOHC VNTurbo 16 stroke
Displacement (cc.)	2982	2982	2494
Bore x Stroke (mm.)	96.0 x 103.0	96.0 x 103.0	92.0 x 93.8
Compression Ratio	17.9:1	17.9:1	17.4 : 1
Max. Power (SAE-Net) [kW (PS)]	120 (163) / 3,400	120 (163) / 3,400	106 (144) / 3,400
Max. Power (SAE-Net) (Nm)	343 / 1,400-3,200	343 / 1,400-3,200	343 / 1,600-2,800
Fuel Supply System	Direct Injection Common-Rail	Direct Injection Common-Rail	Direct Injection Common-Rail
Fuel Capacity (liter)	76	76	76
Emission Standard	EURO3	EURO3	EURO3
Fuel Type	Diesel	Diesel	Diesel
Transmission & Chassis Gear Ratio 1	2.804	4.313	4.313

Gear Ratio 2	1.531	2.33	2.33
Gear Ratio 3	1	1.436	1.436
Gear Ratio 4	0.705	1	1
Gear Ratio 5	-	0.838	0.788
Reverse Gear Ratio	2.393	4.22	4.22
Center differential	3.909	3.583	3.727
Front suspension	Double wishbone with stabilizer bars	Double wishbone with stabilizer bars	Double wishbone with stabilizer bars
Rear suspension	Rigid type and leaf spring	Rigid type and leaf spring	Rigid type and leaf spring
Front brake	Ventilated disc	Ventilated disc	Ventilated disc
Rear brake	Drum LTS with super LSP	Drum LTS with super LSP	Drum LTS with super LSP
Steering system	Rack & Pinion	Rack & Pinion	Rack & Pinion
Min. Turning Radius (m.)	6.4	6.4	6.4
Power Steering Type	yes	yes	yes
Tires	265 / 65 R17	265 / 65 R17	265 / 65 R17
Wheel	Alloy 7.5Jx17 inches	Alloy 7.5Jx17 inches	Alloy 7.5Jx17 inches

Spare Tire

Steel wheel 265 / 65 R17 Steel wheel 265 / 65 R17 Steel wheel 265 / 65 R17

Exterior
Front Bumper

Color key

Color key

Color key

Rear Bumper

Chromium

Chromium

Chromium

Front Grill

Color key with chromium Color key with chromium Color key with chromium

Turbo Scoop



Headlight

Multi reflector halogen

Multi reflector halogen

Multi reflector halogen

Front Fog Light



Side Mirror

Chromed, electrical adjus Chromed, electrical adjus Chromed, electrical adjus

Side Door Handle

Chromed Grip type

Chromed Grip type

Chromed Grip type

Side Step





Fender Flare

Color key

Color key

Color key

Wardward (Front)
Option Meter

Rear only
Time Intermittent

Rear only
Time Intermittent

Rear only
Time Intermittent



RPM Gauge



Distance Meter
Multi Information Display Digital

Digital

Digital



4x4 Indication Light



Fuel Gauge





Fuel Filter Indicator



Headlamp Alarm



Key Alarm



Door Status Warning Lights



Seat Belt Indicator



Driver and front passenger Driver and front passenger Driver only





Map Lamp (Front)



Illumination System



Key Switch Lamp



USB/AUX Port

With lamp controller and WVD in DVD, iPod and WVD in DVD, iPod, Screen and WVD in DVD, iPod and SW
 With lamp controller and WVD in DVD, iPod, Screen and WVD in DVD, iPod and SW
 With lamp controller and WVD in DVD, iPod, Screen and WVD in DVD, iPod and SW





Speakers

Foldable 6 Foldable 6 Foldable 4



Adjustable Steering Wheel With knob controller With knob controller With knob controller



			
	Steering Wheel Material	4 spoke leather, metallic, with double leather, metallic, with double leather, metallic	4 spoke leather, metallic, with double leather, metallic, with double leather, metallic
	Crash Control		
  	Head Brake	At center console	At center console
	Left Transmission Knob	At center console with metallic	At center console
  	Sun Visor (Driver)	With namecard holder	With namecard holder
	Central Locks	With namecard holder, jam protection	With namecard holder, jam protection
  	Remote Key		
			
  	Theft Deterrent System (TDS)	With immobilizer key	With immobilizer key
			
 			



Inside Door Handle
Seat Backrest
Adjustable Front Seat

Console panel, polished
With electric adjust

Console panel, polished
With electric adjust

Console panel, polished
With electric adjust

Leanable Front Seat

(driver only)

(driver only)



Height Adjustable Front

Seat (Driver) With electric adjust

With electric adjust



Seat Pillow

(driver only)

(driver only)



Passenger Seat

With electric adjust

With electric adjust

Foldable

Passenger Seat Pillow

(driver only)

(driver only)



Fuel Cover Lever



Upper Console Box

Foldable

Foldable

With cover lid



Front Console Box



Withers Console Box
Door and Storage

With key lock

With cover lid

At map lamp position



1 per side with bottle holder and key lock

2 at front console/ 2 for rear





ABS (Anti-Lock Braking System)



Trinmouth Stop Lamp



Rear Window Defogger



Back camera



Crash Body Safety GOA





Side Bar Protection
SRS Air Bag Class

Front and rear tint

Front and rear tint



Anti Seatbelt Belt
Collapsible Steering Core

Front and rear tint
Driver 2 positions

Front and rear tint
Passenger 2 positions

ELR 2 positions and 2
Driver and front passenger



Collapsible Brake Pad



Automatic Fuel Cut - Off Valve



Toyota Hilux Vigo 2012 Double Cab 4x2 2500 cc and 3000 cc 2 Wheel Drive Specifications










Toyota Hilux Vigo Grades	4x2 3.0G Auto	4x2 2.5G	4x2 2.5E	4x2 2.5J-PS
Transmission:	4 A/T	5 M/T		5 M/T

Dimension and Weight

Overall Length x Width x Height (mm.) 4,155 x 1,760 x 1,735 5,135 x 1,760 x 1,735 5,135 x 1,760 x 1,735

Wheelbase (mm.) 3085 3085 3085

Fuel Type	Diesel	Diesel	Diesel
Transmission & Chassis			
Gear Ratio 1	2.804	4.313	4.313
Gear Ratio 2	1.531	2.33	2.33
Gear Ratio 3	1	1.436	1.436
Gear Ratio 4	0.705	1	1
Gear Ratio 5	-	0.788	0.788
Reverse Gear Ratio	2.393	4.22	4.22
Center differential	3.727	3.583	3.583
Front suspension	Double wishbone with stable	Double wishbone with stable	Double wishbone with stable
Rear suspension	Rigid type and leaf spring	Rigid type and leaf spring	Rigid type and leaf spring
Front brake	Ventilated disc	Ventilated disc	Ventilated disc
Rear brake	Drum LTS with super LSP	Drum LTS with super LSP	Drum LTS with super LSP
Steering system	Rack & Pinion	Rack & Pinion	Rack & Pinion
Min. Turning Radius (m.)	5.9	5.9	5.9
Power Steering Type	yes	yes	yes

Tires	215 / 65R16C	215 / 65R16C	215 / 65R16C
Wheel	Alloy 6Jx16 inches	Alloy 6Jx16 inches	Alloy 6Jx16 inches
Spare Tire	Steel wheel 215/65R16C	Steel wheel 215/65R16C	Steel wheel 215/65R16C
Exterior Front Bumper	Color key	Color key	Color key
Rear Bumper	Chromium	Chromium	
 Front Grill	Color key with chromium	Color key with chromium	Color key with chromium
Turbo Scoop			
  			
Headlight	Multi reflector halogen	Multi reflector halogen	Multi reflector halogen
Front Fog Light			
  			
Side Mirror	Chromed, electrical adjus	Chromed, electrical adjus	Chromed, electrical adjus

Side Door Handle

Chromed Grip type

Chromed Grip type

Chromed Grip type

Side Step



Fender Flare



Mudguard

Front and rear

Front and rear

Front and rear

Rain Wiper (Front)

Time intermittent

Time intermittent

Time intermittent

Interior

Optitron Meter



RPM Gauge





Distance Meter Information Display Digital

Digital

Digital



4x4 Indication Light



Fuel Gauge



Fuel Filter Indicator



Headlamp Alarm





Key Alarm



Door Status Warning Lights



Seat Belt Indicator



Driver and front passenger Driver and front passenger Driver only




Map Lamp (Front)



Illumination System



Key Switch Lamp

				
				
				
	Asa Tray	With lamp anti glare	With lamp anti glare	With lamp anti glare
	USB / AUX Port	With lamp anti glare and WINDOWN P.O.D, W.H.S and WINDOWN P.O.D, W.H.S and WINDOWN P.O.D, W.H.S and WINDOWN P.O.D, W.H.S		
				
				
				
	Speakers	Foldable	6 Foldable	4 Foldable
	Bluetooth			
				
				
	Adjustable Steering Wheel	With knob controller	With knob controller	With knob controller
	Adjustable Steering Wheel			
				
				
	Steering Wheel Material	4 spoke urethan, metallic, 4 spoke direction, metallic	4 spoke direction, metallic	4 spoke direction, metallic
	Steering Wheel			
				
				
	Hand Brake	At center console	At center console	At center console
	4x4 Transmission Knob		On frame	On frame



Height Adjustable Front Seat (Driver)



Seat Pillow



Passenger Seat Pillow



Foldable

Foldable

Foldable



Fuel Cover Lever



Upper Console Box



With cover lid

With cover lid

With cover lid





Front Console Box

With key lock position

With key lock position

With key lock position

Door Panel Storage

Front and rear with bottle holder

Front and rear with bottle holder

Front and rear with bottle holder



ABS (Anti-Lock Braking System)



Trinmouth Stop Lamp



Rear Window Defogger



Back camera





Crash Body Safety GOA



Side Bar Protection

Front and rear tint

Front and rear tint

Front and rear tint



Anti Seatbelt Belt

3 ELB 2 positions and 2

3 ELB 2 positions and 2

3 ELB 2 positions and 2



Collapsible Brake Pad



Automatic Fuel Cut - Off Valve



Toyota Hilux Vigo 2012 Double Cab 4x2 Prerunner (2x4) 2500 cc and 3000 cc 2 Wheel Drive Raised to the Height of 4x4







Specifications

Toyota Hilux Vigo Grades

Prerunner 3.0G Auto Prerunner 3.0G Prerunner 2.5E ABS P

Transmission:	4 A/T	5 M/T	5 M/T
Dimension and Weight			
Overall Length x Width x Height (mm.)	5,135 x 1,835 x 1,860	5,135 x 1,835 x 1,860	5,135 x 1,835 x 1,860
Wheelbase (mm.)	3085	3085	3085
Tread Front x Rear (mm.)	1,540 / 1,540	1,540 / 1,540	1,540 / 1,540
Min. Ground Clearance (mm.)	222	222	222
Deck inside L x W x H (mm.)	1,520 x 1,515 x 450	1,520 x 1,515 x 450	1,520 x 1,515 x 450
Interior Dimension - L x W x H (mm.)	2,130 x 1,475 x 1,195	2,130 x 1,475 x 1,195	2,130 x 1,475 x 1,195
Weight (kg.)	1780	1730	1650
Engine			
Model	1KD-FTV(I/C)	1KD-FTV(I/C)	2KD-FTV(I/C)
Type	4 cyl 16 valve DOHC VNI	4 cyl 16 valve DOHC VNI	4 cyl 16 valve DOHC VNI
Displacement (cc.)	2982	2982	2494
Bore x Stroke (mm.)	96.0 x 103.0	96.0 x 103.0	92.0 x 93.8
Compression Ratio	17.9 : 1	17.9 : 1	17.4 : 1
Max. Power (SAE-Net) [kW (PS) @ rpm]	120 (163) / 3,400	120 (163) / 3,400	106 (144) / 3,400
Max. Power (SAE-Net) (N/A @ rpm)	343 / 1,400-3,200	343 / 1,400-3,200	343 / 1,600-2,800

Fuel Supply System	Direct Injection Common-Rail	Direct Injection Common-Rail	Direct Injection Common-Rail
Fuel Capacity (liter)	76	76	76
Emission Standard	EURO3	EURO3	EURO3
Fuel Type	Diesel	Diesel	Diesel
Transmission & Chassis			
Gear Ratio 1	2.804	4.313	4.313
Gear Ratio 2	1.531	2.33	2.33
Gear Ratio 3	1	1.436	1.436
Gear Ratio 4	0.705	1	1
Gear Ratio 5	-	0.838	0.788
Reverse Gear Ratio	2.393	4.22	4.22
Center differential	3.909	3.727	3.727
Front suspension	Double wishbone with stabilizer	Double wishbone with stabilizer	Double wishbone with stabilizer
Rear suspension	Rigid type and leaf spring	Rigid type and leaf spring	Rigid type and leaf spring
Front brake	Ventilated disc	Ventilated disc	Ventilated disc
Rear brake	Drum LTS with super LSP	Drum LTS with super LSP	Drum LTS with super LSP

Steering system	Rack & Pinion	Rack & Pinion	Rack & Pinion
Min. Turning Radius (m.)	6.3	6.3	6.3
Power Steering Type	yes	yes	yes
Tires	265 / 65 R17	265 / 65 R17	265 / 65 R17
Wheel	Alloy 7.5Jx17 inches	Alloy 7.5Jx17 inches	Alloy 7.5Jx17 inches
Spare Tire	Steel wheel 265 / 65 R17	Steel wheel 265 / 65 R17	Steel wheel 265 / 65 R17
Exterior Front Bumper	Color key	Color key	Color key
Rear Bumper	Chromium	Chromium	Chromium
Front Grill	Color key with chromium	Color key with chromium	Color key with chromium
Turbo Scoop			
			
			
			
Headlight	Multi reflector halogen	Multi reflector halogen	Multi reflector halogen
Front Fog Light			
			



Side Mirror

Chromed, electrical adjuster Chromed, electrical adjuster Chromed, electrical adjuster

Side Door Handle

Chromed Grip type

Chromed Grip type

Chromed Grip type

Side Step



Fender Flare

Color key

Color key

Color key

Mudguard

Rear only

Rear only

Rear only

Rain Wiper (Front)

Time intermittent

Time intermittent

Time intermittent

Interior
Optitron Meter



RPM Gauge





Distance Meter

Digital

Digital

Digital

Multi Information Display



4x4 Indication Light



Fuel Gauge



Fuel Filter Indicator



Headlamp Alarm





Key Alarm



Door Status Warning Lig



Seat Belt Indicator

Driver and front passenger Driver and front passenger Driver only

Digital Clock



Map Lamp (Front)



Illumination System



Key Switch Lamp



Ash Tray

With lamp

With lamp

With lamp

Rear Mirror

Automatic anti-glare

Automatic anti-glare

Automatic anti-glare

Audio

2 DIN 1 DVD/ MP3 and WMA and SW
 2 DIN with D/D/ Touch Screen
 2 DIN with CD/ MP3 and SW

USB / AUX Port



Speakers

6

6

4

Antenna

Foldable

Foldable

Foldable

Bluetooth





Air Conditioning System With knob controller With knob controller With knob controller

Adjustable Steering Wheel



Steering Wheel Material 4 spoke urethane, metallic, spoke urethane, metallic, spoke urethane, metallic, spoke urethane, metallic

Cruise Control



Hand Brake At center console At center console At center console

Gear Knob Urethane Urethane Urethane

4x4 Transmission Knob



Sun Visor (Driver) With namecard holder With namecard holder With namecard holder

Sun Visor (Passenger) With mirror and lid With mirror and lid With mirror and lid

Electric Windows Automatic with jam-protection Automatic with jam-protection Automatic with jam-protection

Central Lock



Remote Key



Theft Deterrent System (TDS) immobilizer key With immobilizer key
 12 V. Outlets



Inside Door Handle Console panel color Console panel color Console panel color

Door Panel Mold/ Velvet Finished Mold/ Velvet Finished Mold/ Velvet Finished

Door Panel Switch Metallic Metallic Metallic

Front Console Metallic Metallic Metallic

Door Panel Armrest	Front and Rear	Front and Rear	Front and Rear
Seat Type	Split Type	Split Type	Split Type
Seat's Material	Sand Beige Velvet	Sand Beige Velvet	Sand Beige Velvet

Adjustable Front Seat



Leanable Front Seat



Height Adjustable Front Seat (Driver)



Seat Pillow





Passenger Seat Pillow

Foldable

Foldable

Foldable



Fuel Cover Lever



Upper Console Box

With cover lid

With cover lid

With cover lid



Front Console Box
Bottle storage

With key lock position

With key lock position

With key lock position



ABS (Anti-Lock Braking System)



Tr Mouth Stop Lamp



Rear Window Defogger



Back camera



Crash Body Safety GOA



Side Bar Protection

Front and rear tint

Front and rear tint

Front and rear tint



Front Seatbelt

3 ISOFIX 2 positions and 2

ISOFIX 2 positions and 2

ISOFIX 2 positions and 2





Collapsible Brake Pad



Automatic Fuel Cut - Off Valve



2012 [Toyota Hilux Vigo Champ Single Cab](#) available now at Thailand top dealer **Soni Motors Thailand**

2012 Toyota Hilux Vigo Single Cab and Extra Cab

Toyota Hilux Vigo Single Cab	Toyota Hilux Vigo Extra Cab	Toyota Hilux Vigo 2.5 D-4D	Toyota Hilux Vigo 2.5 D-4D X-TR	Toyota Hilux Vigo 2.5 D-4D X-TR	Toyota Hilux Vigo 2.5 D-4D X-TR
Transmission:	5 M/T	5 M/T	5 M/T	5 M/T	5 M/T

Dimension and Weight

Overall Length x Width x Height (mm.) 5,135 x 1,760 x 1,680 5,135 x 1,760 x 1,680 5,135 x 1,760 x 1,680

Wheelbase (mm.) 3085 3085 3085

Tread Front x Rear (mm.) 1,510 / 1,510 1,510 / 1,510 1,510 / 1,510

Min. Ground Clearance (mm.) 181 181 181

Deck inside L x W x H (mm)	2,315 x 1,520 x 450	2,315 x 1,520 x 450	2,315 x 1,520 x 450
Interior Dimension - L x W x H (mm)	1,340 x 1,475 x 1,190	1,340 x 1,475 x 1,190	1,340 x 1,475 x 1,190
Weight (kg.)	1520	1450	1450
Engine Model	1KD-FTV (I/C)	2KD-FTV	2KD-FTV
Type	4 cyl 16 valve DOHC VNT turbo	4 cyl 16 valve DOHC turbo	4 cyl 16 valve DOHC turbo
Displacement (cc.)	2982	2494	2494
Bore x Stroke (mm.)	96.0 x 103.0	92.0 x 93.8	92.0 x 93.8
Compression Ratio	17.9 : 1	18.5 : 1	18.5 : 1
Max. Power (SAE-Net) [kW (PS) @rpm]	120 (165) / 3,400	75 (102) / 3,600	75 (102) / 3,600
Max. Power (SAE-Net) (N/A) @rpm	140 / 1,400-3,200	200 / 1,400-3,400	200 / 1,400-3,400
Fuel Supply System	Direct Injection Common-Rail	Direct Injection Common-Rail	Direct Injection Common-Rail
Fuel Capacity (liter)	76	76	76

Emission Standard	EURO3	EURO3	EURO3
-------------------	-------	-------	-------

Fuel Type	Diesel	Diesel	Diesel
-----------	--------	--------	--------

Transmission & Chassis Gear Ratio 1	4.313	3.928	3.928
--	-------	-------	-------

Gear Ratio 2	2.33	2.333	2.333
--------------	------	-------	-------

Gear Ratio 3	1.436	1.451	1.451
--------------	-------	-------	-------

Gear Ratio 4	1	1	1
--------------	---	---	---

Gear Ratio 5	0.838	0.798	0.798
--------------	-------	-------	-------

Reverse Gear Ratio	4.22	4.743	4.743
--------------------	------	-------	-------

Center differential	3.583	4.1	4.1
---------------------	-------	-----	-----

Front suspension	Double wishbone with stable bar	Double wishbone with stable bar	Double wishbone with stable bar
------------------	---------------------------------	---------------------------------	---------------------------------

Rear suspension	Rigid type & Leaf spring	Rigid type & Leaf spring	Rigid type & Leaf spring
-----------------	--------------------------	--------------------------	--------------------------

Front brake Ventilated disc Ventilated disc Ventilated disc

Rear brake Drum LTS with Super LSD Drum LTS with Super LSD Drum LTS with Super LSD

Steering system Rack & Pinion Rack & Pinion Rack & Pinion

Min. Turning Radius (m.) 5.9 5.9 5.9

Power Steering Type



Tires 205 / 70R15C 205 / 70R15C 205 / 70R15C

Wheel Steel wheel with full cap (Steel wheel size) Steel wheel with full cap (Steel wheel size) Jx15 in s

Spare Tire Steel wheel 205/70R15C Steel wheel 205/70R15C Steel wheel 205/70R15C

Exterior Front Bumper Color key Color key Color key

Front Grill

Black & Grey

Black & Grey

Black & Grey

Turbo Scoop



Headlight

Multi-reflector halogen

Multi-reflector halogen

Multi-reflector halogen

Side Mirror

Black, manual adjust

Black, manual adjust

Black, manual adjust

Side Door Handle

Black Grip type

Black Grip type

Black Grip type

Mudguard

Front & back

Front & back

Front & back

Rain Wiper (Front)

3 step adjustable

3 step adjustable

3 step adjustable

Interior
RPM Gauge





Distance Meter

Digital

Digital

Digital

Fuel Gauge



Fuel Filter Indicator



Headlamp Warning Light



Key Alarm





Front Console Box
Front Radio Storage

With key lock
2 at front console

With key lock
2 at front console

With key lock
2 at front console



Safety Features
Crash Body Safety GOA



Side Bar Protection



Windsield Glass
Adjustable Seat Belt

Laminated
2 positions and 2 N-ELP positions and 2
Laminated
2 positions and 2 N-ELP positions and 2
Laminated
2 positions and 2 N-ELP positions and 2



Driver and passenger



Absorbing Door Structure





Collapsible Steering Column



Collapsible Brake Pad



Automatic Fuel Cut - Off Valve












2012 2013 [Toyota Hilux Vigo Smart Extended Cab](#) on Sale
at **Soni Motors Thailand**

2012 2013 Toyota Hilux Vigo Smart 4x2 Extended Cab 2 Wheel
Drive

Vigo Smart Cab Grades	4x2 3.0G	4x2 2.5G	4x2 2.5E	4x2 2.5J-PS
Transmission:	5 M/T		5 M/T	5 M/T
Dimension and Weight				
Overall Length x Width x Height (mm.)	5,135 x 1,760 x 1,720		5,135 x 1,760 x 1,720	5,135 x 1,760 x 1,720
Wheelbase (mm.)	3085		3085	3085
Tread Front x Rear (mm.)	1,510 / 1,510		1,510 / 1,510	1,510 / 1,510
Min. Ground Clearance (mm.)	181		181	181
Deck inside L x W x H (mm.)	1,805 x 1,515 x 450		1,805 x 1,515 x 450	1,805 x 1,515 x 450
Interior Dimension - L x W x H (mm.)	1,840 x 1,475 x 1,190		1,840 x 1,475 x 1,190	1,840 x 1,475 x 1,190
Weight (kg.)	1550		1540	1540
Engine				
Model	1KD-FTV(I/C)		2KD-FTV(I/C)	2KD-FTV(I/C)
Type	4 cyl 16 valve DOHC VN Turbo Intercooler		4 cyl 16 valve DOHC Turbo Intercooler	4 cyl 16 valve DOHC Turbo Intercooler
Displacement (cc.)	2982		2494	2494
Bore x Stroke (mm.)	96.0 x 103.0		92.0 x 93.8	92.0 x 93.8
Compression Ratio	17.9 : 1		18.5 : 1	18.5 : 1
Max. Power (SAE-Net) [kW (PS)]	120 (163) / 3,400		88 (120) / 3,600	88 (120) / 3,600
Max. Power (SAE-Net) (Nm) (rpm)	343 (1) / 400-3,200		325 / 2,000	325 / 2,000

Fuel Supply System	Direct Injection Common-Rail	Direct Injection Common-Rail	Direct Injection Common-Rail
Fuel Capacity (liter)	76	76	76
Emission Standard	EURO3	EURO3	EURO3
Fuel Type	Diesel	Diesel	Diesel
Transmission & Chassis			
Gear Ratio 1	4.313	4.313	4.313
Gear Ratio 2	2.33	2.33	2.33
Gear Ratio 3	1.436	1.436	1.436
Gear Ratio 4	1	1	1
Gear Ratio 5	0.838	0.788	0.788
Reverse Gear Ratio	4.22	4.22	4.22
Center differential	3.583	3.583	3.583
Front suspension	Double wishbone with stabilizer	Double wishbone with stabilizer	Double wishbone with stabilizer
Rear suspension	Rigid type & Leaf spring	Rigid type & Leaf spring	Rigid type & Leaf spring
Front brake	Disc brake / Ventilated disc	Disc brake / Ventilated disc	Disc brake / Ventilated disc
Rear brake	Drum LTS with SUPER LSPV	Drum LTS with SUPER LSPV	Drum LTS with SUPER LSPV

Steering system	Rack & Pinion	Rack & Pinion	Rack & Pinion
Min. Turning Radius (m.)	5.9	5.9	5.9
Power Steering Type			
	  		
Tires	215 / 65R16C	215 / 65R16C	215 / 65R16C
Wheel	6J x 16" alloy wheels	6J x 16" alloy wheels	6J x 16" alloy wheels
Spare Tire	Steel wheel 215/65R16C	Steel wheel 215/65R16C	Steel wheel 215/65R16C
Exterior Front Bumper	Color key	Color key	Color key
Rear Bumper	Chromium	Chromium	
			
Front Grill	With chromium	With chromium	With chromium
Turbo Scoop			
	 		



Headlight
Front Fog Light

Multi reflector Halogen Multi reflector Halogen Multi reflector Halogen



Mirror Handle
Side Step

Chromed, electric adjustable
Chromed, electric adjustable Chromed, electric adjustable



Fender Flare



Reverser (Front)
Odometer

Front and rear Front and rear Front and rear



TPM Gauge



Distance Meter
Multi Information Display Digital

Digital

Digital



4x4 Indication Light



Fuel Gauge



Fuel Filter Indicator



Headlamp Alarm



Key Alarm





Door Status Warning Lights



Seat Belt Indicator



Driver and front passenger Driver and front passenger Driver only



Map Lamp (Front)



Illumination System



Key Switch Lamp





Theft Deterrent System (TDS) immobilizer key

With immobilizer key



Front Door Handle
with Remote Switch
Adjustable Front Seat



Console with finished
Metallic Large Velvet

Console with finished
Sand Large Velvet

Console with finished
Sand Large Velvet



Leanable Front Seat



Height Adjustable Front Seat (Driver)



Seat Pillow



Fuel Cover Lever





Upper Console Box

With cover lid

With cover lid

With cover lid



Grass Console Box

With key lock position

With key lock position

With key lock position

Door Panel Storage

Front and rear with bottle

Front and rear with bottle

Front and rear with bottle



ABS (Anti-Lock Braking System)



Mouth Stop Lamp



Rear Window Defogger





Crash Body Safety GOA



Side Bar Protection



Windshield Glass

Laminated with tint

Laminated with tint

Laminated with tint



Anti-Lock Brake System

6 ELR 2 positions

6 ELR 2 positions

6 ELR 2 positions



Collapsible Steering Column



Collapsible Brake Pad



Automatic Fuel Cut - Off Valve



2012 Toyota Hilux Vigo Smart 4x2 Extended Cab 2 Wheel Drive Prerunner raised to the height of 4x4

Vigo Smart Cab Grade Prerunner 3000 Prerunner 2500 ABS 2.5E

Transmission: 5 M/T 5 M/T 5 M/T

Dimension and Weight

Overall Length x Width x Height (mm.) 5,135 x 1,835 x 1,845 5,135 x 1,835 x 1,845 5,135 x 1,835 x 1,845

Wheelbase (mm.) 3085 3085 3085

Tread Front x Rear (mm.) 1,540 / 1,540 1,540 / 1,540 1,540 / 1,540

Min. Ground Clearance (mm) 222 222 222

Deck inside L x W x H (mm) 1,805 x 1,515 x 450 1,805 x 1,515 x 450 1,805 x 1,515 x 450

Interior Dimension - L x W x H (mm) 1,840 x 1,475 x 1,190 1,840 x 1,475 x 1,190 1,840 x 1,475 x 1,190

Weight (kg.) 1570 1560 1550


Engine

Model 1KD-FTV(I/C) 2KD-FTV(I/C) 2KD-FTV(I/C)

Type 4 cyl 16 valve DOHC VN Turbo Intercooler 4 cyl 16 valve DOHC VN Turbo Intercooler 4 cyl 16 valve DOHC Turbo Intercooler

Displacement (cc.) 2982 2494 2494

Bore x Stroke (mm.) 96.0 x 103.0 92.0 x 93.8 92.0 x 93.8

Compression Ratio	17.9 : 1	17.4 : 1	18.5 : 1
Max. Power (SAE-Net) [kW (PS)]	100 (136) / 3,400	106 (144) / 3,400	88 (120) / 3,600
Max. Power (SAE-Net) (Nm)	343 / 1,400-3,200	343 / 1,600-2,800	325 / 2,000
Fuel Supply System	Direct Injection Common-Rail	Direct Injection Common-Rail	Direct Injection Common-Rail
Fuel Capacity (liter)	76	76	76
Emission Standard	EURO3	EURO3	EURO3
Fuel Type	Diesel	Diesel	Diesel
Transmission & Chassis			
Gear Ratio 1	4.313	4.313	4.313
Gear Ratio 2	2.33	2.33	2.33
Gear Ratio 3	1.436	1.436	1.436
Gear Ratio 4	1	1	1
Gear Ratio 5	0.838	0.788	0.788
Reverse Gear Ratio	4.22	4.22	4.22
Center differential	3.583	3.727	3.727
Front suspension	Double wishbone with stabilizer	Double wishbone with stabilizer	Double wishbone with stabilizer
Rear suspension	Rigid type & Leaf spring	Rigid type & Leaf spring	Rigid type & Leaf spring
Front brake	Disc brake / Ventilated disc	Disc brake / Ventilated disc	Disc brake / Ventilated disc
Rear brake	Drum LTS with SUPER LSPV	Drum LTS with SUPER LSPV	Drum LTS with SUPER LSPV
Steering system	Rack & Pinion	Rack & Pinion	Rack & Pinion
Min. Turning Radius (m.)	6.1	6.1	6.1
Power Steering Type			





Tires	265 / 70R16	265 / 70R16	265 / 70R16
Wheel	7JJ x 16" alloy wheels	7JJ x 16" alloy wheels	7JJ x 16" alloy wheels
Spare Tire	Steel wheel 265/70R16	Steel wheel 265/70R16	Steel wheel 265/70R16
Exterior Front Bumper	Color key	Color key	Color key
Rear Bumper	Chromium	Chromium	Chromium
Front Grill	With chromium	With chromium	With chromium

Turbo Scoop



Headlight Multi reflector Halogen Multi reflector Halogen Multi reflector Halogen

Front Fog Light





Side Mirror Chromed, electrical adjust Chromed, electrical adjust Chromed, electrical adjust

Side Door Handle Chromium Grip type Chromium Grip type Chromium Grip type

Side Step



Fender Flare Color key Color key Color key

Mudguard	Rear only	Rear only	Rear only
Rain Wiper (Front)	Time intermittent	Time intermittent	Time intermittent
Interior Optitron Meter			
 			
RPM Gauge			
 			
Distance Meter	Digital	Digital	Digital
Multi Information Display			
 			
4x4 Indication Light			
 			
Fuel Gauge			
 			
Fuel Filter Indicator			



Headlamp Alarm



Key Alarm



Door Status Warning Light



Seat Belt Indicator

Driver and front passenger

Driver only

Driver only

Digital Clock



Map Lamp (Front)



Illumination System



	Key Switch Lamp		
	Audio AUX Port		With lamp and MP3 and WMA With lamp and MP3 and WMA With lamp and MP3 and WMA
	Anti-Lock Braking System		
	Adjustable Steering Wheel		foldable hub controller foldable hub controller foldable hub controller
	Steering Wheel Material		4 spoke urethane, metallic 4 spoke urethane, metallic 4 spoke urethane, metallic
	Ignition Switch		4 spoke urethane, metallic 4 spoke urethane, metallic 4 spoke urethane, metallic
	Seat Miser (Driver)		With namecard holder With namecard holder With namecard holder
	Central Locking		mate with jam protected mate with jam protected mate with jam protected
	Remote Key		
	Theft Deterrent System (TDS)		immobilizer key



Interior Door Handle
Adjustable Front Seat

Control panel
with Large Velvet

Control panel
with Large Velvet

Control panel
with Large Velvet



Leanable Front Seat



Height Adjustable Front Seat (Driver)



Seat Pillow



Fuel Cover Lever



Upper Console Box

With cover lid

With cover lid

With cover lid



Front Console Box
with bottle storage

With key lock position
At front console bottle
With key lock position
At front console bottle
With key lock position
At front console bottle





ABS (Anti-Lock Braking System)



Trinmouth Stop Lamp



Rear Window Defogger



Crash Body Safety GOA



Side Bar Protection



Windshield Glass

Laminated with tint

Driver and front passenger laminated with tint

Laminated with tint



Anti-Collision Belt

3 ELR 2 positions

Driver and front passenger

3 ELR 2 positions





Collapsible Steering Column



Collapsible Brake Pad



Automatic Fuel Cut - Off Valve



2012 Toyota Hilux Vigo Smart 4x4 Extended Cab 4 Wheel Drive

Vigo Smart Cab 4x4 4.0G 4x4 2.5E 4x2 2.7 J VVT-i

Transmission: 5 M/T 5 M/T 5 M/T

Dimension and Weight

Overall Length x Width x Height (mm.) 5,135 x 1,835 x 1,845 5,135 x 1,835 x 1,845 5,135 x 1,760 x 1,720

Wheelbase (mm.) 3085 3085 3085

Tread Front x Rear (mm.) 1,540 / 1,540 1,540 / 1,540 1,510 / 1,510

Min. Ground Clearance (mm) 222 222 181

Deck inside L x W x H (mm) 1,805 x 1,515 x 450 1,805 x 1,515 x 450 1,805 x 1,515 x 450

Interior Dimension - L x W x H (mm) 1,840 x 1,475 x 1,190 1,840 x 1,475 x 1,190 1,840 x 1,475 x 1,190

Weight (kg.) 1590 1580 1540

Engine

Model 1KD-FTV(I/C) 2KD-FTV(I/C) 2TR-FE

Type

4 cyl 16 valve DOHC VNTurbo Intercooler 4 cyl 16 valve DOHC VNTurbo Intercooler 4 cyl 16 valve DOHC VVT-i

Brand New 2012 Toyota Hilux Vigo

Displacement (cc.)	2982	2494	2694
Bore x Stroke (mm.)	96.0 x 103.0	92.0 x 93.8	95.0 x 95.0
Compression Ratio	17.9 : 1	17.4 : 1	9.6 : 1
Max. Power (SAE-Net) [kW (PS)]	120 (163) / 3,400	106 (144) / 3,400	118 (160) / 5,200
Max. Power (SAE-Net) (N/A) (rpm)	400-3,200	343 / 1,600-2,800	241 / 3,800
Fuel Supply System	Direct Injection Common-Rail	Direct Injection Common-Rail	EFI
Fuel Capacity (liter)	76	76	76
Emission Standard	EURO3	EURO3	EURO3
Fuel Type	Diesel	Diesel	Benzene 91 or above
Transmission & Chassis			
Gear Ratio 1	4.313	4.313	3.83
Gear Ratio 2	2.33	2.33	2.062
Gear Ratio 3	1.436	1.436	1.436
Gear Ratio 4	1	1	1
Gear Ratio 5	0.838	0.788	0.838
Reverse Gear Ratio	4.22	4.22	4.22
Center differential	3.583	3.727	4.1
Front suspension	Double wishbone with stabilizer	Double wishbone with stabilizer	Double wishbone with stabilizer
Rear suspension	Rigid type & Leaf spring with stabilizer	Rigid type & Leaf spring with stabilizer	Rigid type & Leaf spring with stabilizer
Front brake	Disc brake / Ventilated disc	Disc brake / Ventilated disc	Disc brake / Ventilated disc
Rear brake	Drum LTS with SUPER LSPV	Drum LTS with SUPER LSPV	Drum LTS with SUPER LSPV
Steering system	Rack & Pinion	Rack & Pinion	Rack & Pinion
Min. Turning Radius (m.)	6.2	6.2	5.9
Power Steering Type			

				
				
				
With Spare Tire Front Bumper	265 / 70R16 for 25 wheel \$6 Chromium	265 / 70R16 for 25 wheel \$6 Chromium	265 / 70R16 for 25 wheel \$6 Chromium	265 / 70R16 for 25 wheel \$6 Chromium
Front Scoop	With chromium 	With chromium		with chromium 
				
				
Front Fog Light	Multi reflector Halogen 	Multi reflector Halogen	Multi reflector Halogen	Multi reflector Halogen
				
				
Side Door Handle	Chromed, electric adjust 	Chromed, electric adjust	Chromed, electric adjust	Chromed, electric adjust
				
				
Fender Flare	Color key	Color key		
Mudguard (Front)	Rear only 	Rear only	Rear only	3 step adjustable 
				
				
TRM Gauge				
				
				
Distance Meter	Information Display Digital	Digital	Digital	Digital



4x4 Indication Light



Fuel Gauge



Fuel Filter Indicator



Headlamp Alarm



Key Alarm



Door Status Warning Lights



Seat Belt Indicator



Driver and front passenger

Driver only

Driver only

	Map Lamp (Front)		
	llumination System		
	Key Switch Lamp		
	USB/AUX Port		
	Adjustable Steering System		
	Starting Wheel Material		
	Central Lock		



Remote Key



Theft Deterrent System (TDS) immobilizer key



Power Door Handle
Adjustable Front Seat

Control panel upholstered
Sand Large Velvet

Console panel upholstered
Sand Large Velvet

Console panel upholstered
Grey Semi Velvet



Leanable Front Seat



Height Adjustable Front Seat (Driver)



Seat Pillow



Fuel Cover Lever



	Upper Console Box	With cover lid	With cover lid	With cover lid
	Lower Console Box	With key lock position	With key lock position	With key lock
	Door Panel Storage Pocket	Front and rear with bottle holder	Front and rear with bottle holder	Front and rear with bottle holder
	ABS (Anti-Lock Braking System)			
	Mirrored Stop Lamp			
	Rear Window Defogger			
	Crash Body Safety GOA			
	Side Bar Protection			
	Windshield Glass	Laminated with tint	Laminated with tint	Laminated
	Anti-Roll Bar	Driver and front passenger	Driver and front passenger	Driver and front passenger



Collapsible Steering Column



Collapsible Brake Pad



Automatic Fuel Cut - Off Valve

